



Need help?

Do you find difficulties to activate your stamp or create your account? Visit

www.bystamp.com



OFFLINE



MOBILE



TRACEABILITY



ROBUST

Regulatory information

CERTIFICATE OF CONFORMITY

BYSTAMP® declares that the electronic stamp complies with the essential requirements and other dispositions of the directive 2014/53/CE. The complete text of the EU declaration of conformity is available on our website www.bystamp.com

LIMITED WARRANTY

Warranty only protects the original final user. BYSTAMP® guarantees that the product (including the components supplied with the product) is free of workmanship and material defects for ONE year counting since the purchase date. Specific modalities of this warranty ay be consulted on our website www.bystamp.com

MANUFACTURER

BYSTAMP - 3 rue Louis de Broglie - 56 000 VANNES - France

TECHNICAL FEATURES

- Power supply: AAA battery (LR03) ; 1,5 V
- Operating temperature: -10° à 50° C
- Radio frequency:
 - > frequency range 2400MHZ-2483,5MHZ
 - > maximum signal power : 5,31 dBm
- Weight: 22 g

PRECAUTIONS

- Not suitable for children under 3 years
- Do not swallow the product
- Respect the battery connection position



BSNOTICEN-060.420



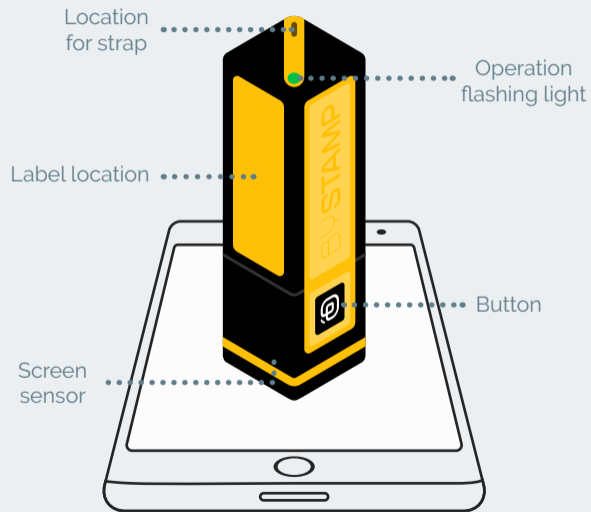
Welcome!

Let's start together with



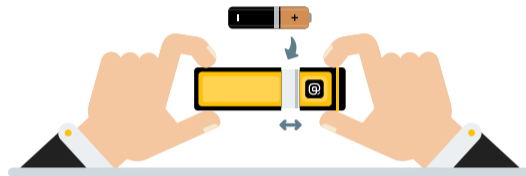
NOTICE

Your electronic stamp




3 STEPS TO START

- 1 Insert the battery into your electronic stamp.




- 2    Download the **BYSTAMP** mobile app.

- 3 Register and activate your stamp KEYMO in the mobile app by following the instructions.

 Congratulations! Your stamp is activated.

HOW TO STAMP?



Activation



To start your stamp, click on the button, then ...



Stamping

... **just put it** (screen sensor side), without pressing, over the objective that appears on the mobile stamping screen.



A **flashing green light** in the other end of the stamp during the operation.